



Information Sheet

Bridge Plug

Wireline & Mechanical Set

Features and Benefits

- Choice In Setting - Wireline, mechanical, and hydraulic.
- High Performance - 10,000 psi and 400°F in most sizes (see Specification Guide).
- Superior Running Characteristics - Increased clearance and locked construction for faster, safer run-in with packing element locked against swab-off forces.
- Body Lock Ring - Traps setting force in element to maintain pack-off during pressure reversals.
- Adaptable - Bridge Plug consist of a basic unit which can easily be converted to mechanical or wire-line set or cement retainer.

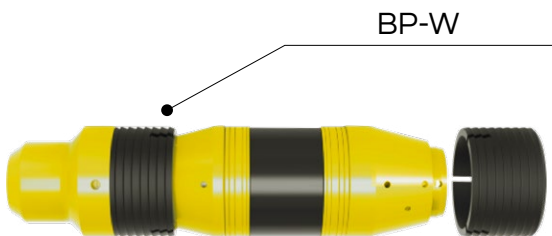
Bridge Plug - Wireline & Mechanical Set

The Model BP-W Wireline Set Bridge Plug or Model BP-M Mechanical Set Bridge Plug are high performance drillable bridge plugs, commonly used for zonal isolation during stimulation or cementing jobs, or for temporary and permanent abandonments.

The Model BP-W can easily be converted to a Model CR-W Cement Retainer.

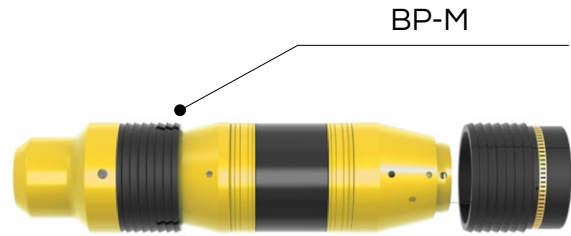
Wireline Set:

Model BP-W Wireline Set Drillable Bridge Plug.



Mechanical Set:

Model BP-M Mechanical Set Drillable Bridge Plug.





Information Sheet

Bridge Plug

Wireline & Mechanical Set

Features and Benefits

- Choice In Setting - Wireline, mechanical, and hydraulic.
- High Performance - 10,000 psi and 400°F in most sizes (see Specification Guide).
- Superior Running Characteristics - Increased clearance and locked construction for faster, safer run-in with packing element locked against swab-off forces.
- Body Lock Ring - Traps setting force in element to maintain pack-off during pressure reversals.
- Adaptable - Bridge Plug consist of a basic unit which can easily be converted to mechanical or wire-line set or cement retainer.

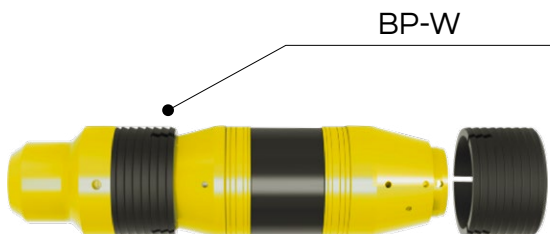
Bridge Plug – Wireline & Mechanical Set

The Model BP-W Wireline Set Bridge Plug or Model BP-M Mechanical Set Bridge Plug are high performance drillable bridge plugs, commonly used for zonal isolation during stimulation or cementing jobs, or for temporary and permanent abandonments.

The Model BP-W can easily be converted to a Model CR-W Cement Retainer.

Wireline Set:

Model BP-W Wireline Set Drillable Bridge Plug.



Mechanical Set:

Model BP-M Mechanical Set Drillable Bridge Plug.

